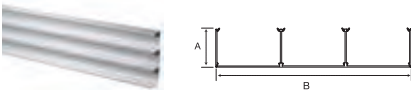

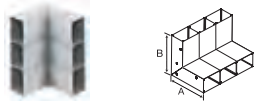
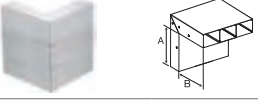
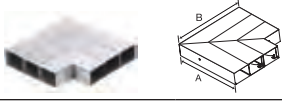
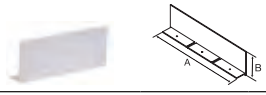





HBLALU7620 Series	Description	Color	Catalog Number	Description	Color	Catalog Number	
	Three Channel Base Satin anodized finish. Packed 40 ft. (12.19m) per carton, 10 ft. (3m) lengths. Assembled cover and base dimensions: W: 7.62" (193.55) H: 2.25" (57.15)	Anodized Aluminum	HBLALU7620B10 A: 2.16" (54.86) B: 7.62" (193.55)		Cover - Single Channel Satin anodized finish. Packed 40 ft. (12.19m) per carton, 5 ft. (1.5m) lengths.	Anodized Aluminum	HBLALUC57 A: 2.54" (64.52)
				Cover - Two Channel Satin anodized finish. Packed 40 ft. (12.19m) per carton, 5 ft. (1.5m) lengths.	Anodized Aluminum	HBLALU2C57 A: 5.08" (129.03)	

Elbow Fittings	Description	Color	Catalog Number	Description	Color	Catalog Number		
	Internal Elbow For making a 90° internal turn in a raceway run.	Anodized Aluminum	HBLALU7617* A: 6.50" (165.10) B: 6.50" (165.10)		Inverted Internal Elbow For connecting a vertical run of HBLALU7620 with a horizontal run with its cover facing up.	Anodized Aluminum	HBLALU7617N* A: 6.50" (165.10) B: 5.98" (151.89)	
	External Elbow For making a 90° external turn in a raceway run.	Anodized Aluminum	HBLALU7618* A: 5.50" (139.70) B: 5.50" (139.70)		Tee For branch connections of two runs of HBLALU7620 Raceway.	Anodized Aluminum	HBLALU7615* A: 9.00" (228.60) B: 10.62" (269.80)	
Flat Elbow For making a 90° flat turn in a raceway run.	Anodized Aluminum	HBLALU7611* A: 11.54" (293.10) B: 11.54" (293.10)						
End Fittings	Entrance End Fitting For feeding raceway, has concentric ½ in. and ¾ in. trade size KOs.	Anodized Aluminum	HBLALU7610B2 A: 7.62" (193.50) B: 2.31" (58.70)		Blank End Fitting For closing end of raceway.	Anodized Aluminum	HBLALU7610B A: 7.62" (193.50) B: 2.31" (58.70)	
	Cover Clip To cover seam where lengths of HBLALU7620 Raceway come together.	Stainless Steel	HBLALU7606 A: 1.38" (34.92)		Wire Clip For holding conductors in place. Can be used for either HBLALU5000 or HBLALU7620 Raceway.	Anodized Aluminum	HBLALU57WC A: 1.00" (25.40)	
Fittings	Internal Corner Coupling For butting two raceway sections to form an internal 90° turn in a raceway run.	Anodized Aluminum	HBLALU5717A A: 3.50" (88.90) B: 2.38" (60.30)		Grounding Adapter For connection of equipment grounding. #10-32 Locking screws included.	Galvanized Steel	HBLALU5709 A: 3.37" (85.50) B: 2.00" (50.83)	
	Couplings (Pair) To join lengths of HBLALU5000 or HBLALU7620 base.	Aluminum	HBLALU5701 A: 2.38" (60.30) B: 4.00" (101.80)					

Note: *HBLALU5701 couplings included.
 See page R-44 for cover plates.

Dimensions in Inches (mm)